




This report aids you in reporting assessment information grouped by dimension. Please choose the standard and your assessment results will be reported by dimension.

Order: 37030 > Foundations of Excellence® First-Year Faculty/Staff Survey for Four-Year Institutions

Population: MidAmerica Nazarene University > All Respondents (no filter selected) (171 responses)

Report Selections Close

Standard: Foundations of Excellence Dimensions for First Year
 Criteria: Foundational Dimension 6: Learning

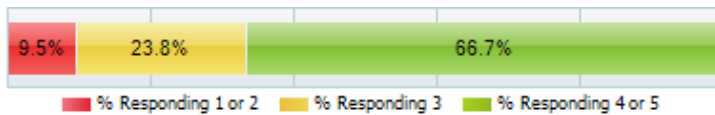


Show up to 1 Criteria per Report Page

Report Page 1 of 1

Foundational Dimension 6: Learning

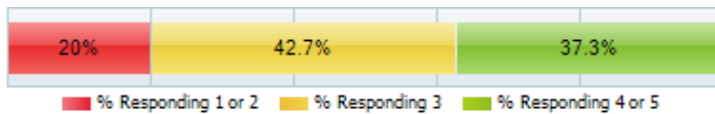
Q055. Educational Opportunities and Goals - To what degree does this institution assure that all first-year students experience: Individualized attention from faculty/staff?



| Key Text | N (%N) |
|----------------|------------|
| (1) Not at all | 3 (3.6%) |
| (2) Slight | 5 (6%) |
| (3) Moderate | 20 (23.8%) |
| (4) High | 41 (48.8%) |
| (5) Very High | 15 (17.9%) |

| |
|-----------------|
| % Resp = 49.1 % |
| N = 84 |
| Mean = 3.71 |
| Std Dev = 0.95 |

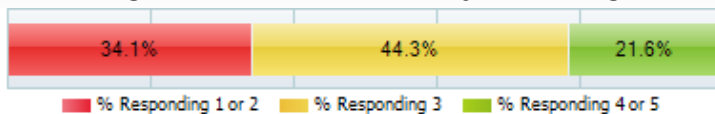
Q056. Educational Opportunities and Goals - To what degree does this institution assure that all first-year students experience: Out-of-class learning opportunities?



| Key Text | N (%N) |
|----------------|------------|
| (1) Not at all | 3 (4%) |
| (2) Slight | 12 (16%) |
| (3) Moderate | 32 (42.7%) |
| (4) High | 22 (29.3%) |
| (5) Very High | 6 (8%) |

| |
|-----------------|
| % Resp = 43.9 % |
| N = 75 |
| Mean = 3.21 |
| Std Dev = 0.94 |

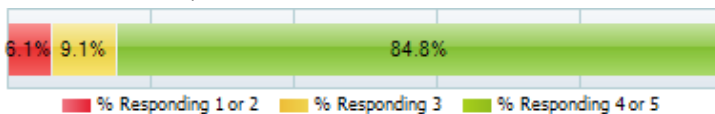
Q057. To what degree: Do you understand this institution's intended educational goals for the first/freshman year of college?



| Key Text | N (%N) |
|----------------|------------|
| (1) Not at all | 9 (10.2%) |
| (2) Slight | 21 (23.9%) |
| (3) Moderate | 39 (44.3%) |
| (4) High | 13 (14.8%) |
| (5) Very High | 6 (6.8%) |

| |
|-----------------|
| % Resp = 51.5 % |
| N = 88 |
| Mean = 2.84 |
| Std Dev = 1.02 |

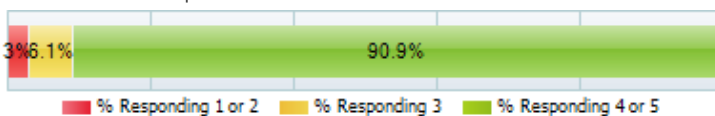
Q069. For the following questions, please consider your courses that enroll first-year students/freshmen, if any. - For your course(s) that enroll(s) first-year students, to what degree do you: Communicate your academic expectations to students?



| Key Text | N (%N) |
|----------------|------------|
| (1) Not at all | 1 (3%) |
| (2) Slight | 1 (3%) |
| (3) Moderate | 3 (9.1%) |
| (4) High | 15 (45.5%) |
| (5) Very High | 13 (39.4%) |

| |
|-----------------|
| % Resp = 19.3 % |
| N = 33 |
| Mean = 4.15 |
| Std Dev = 0.93 |

Q070. For the following questions, please consider your courses that enroll first-year students/freshmen, if any. - For your course(s) that enroll(s) first-year students, to what degree do you: Encourage students to ask questions in class?



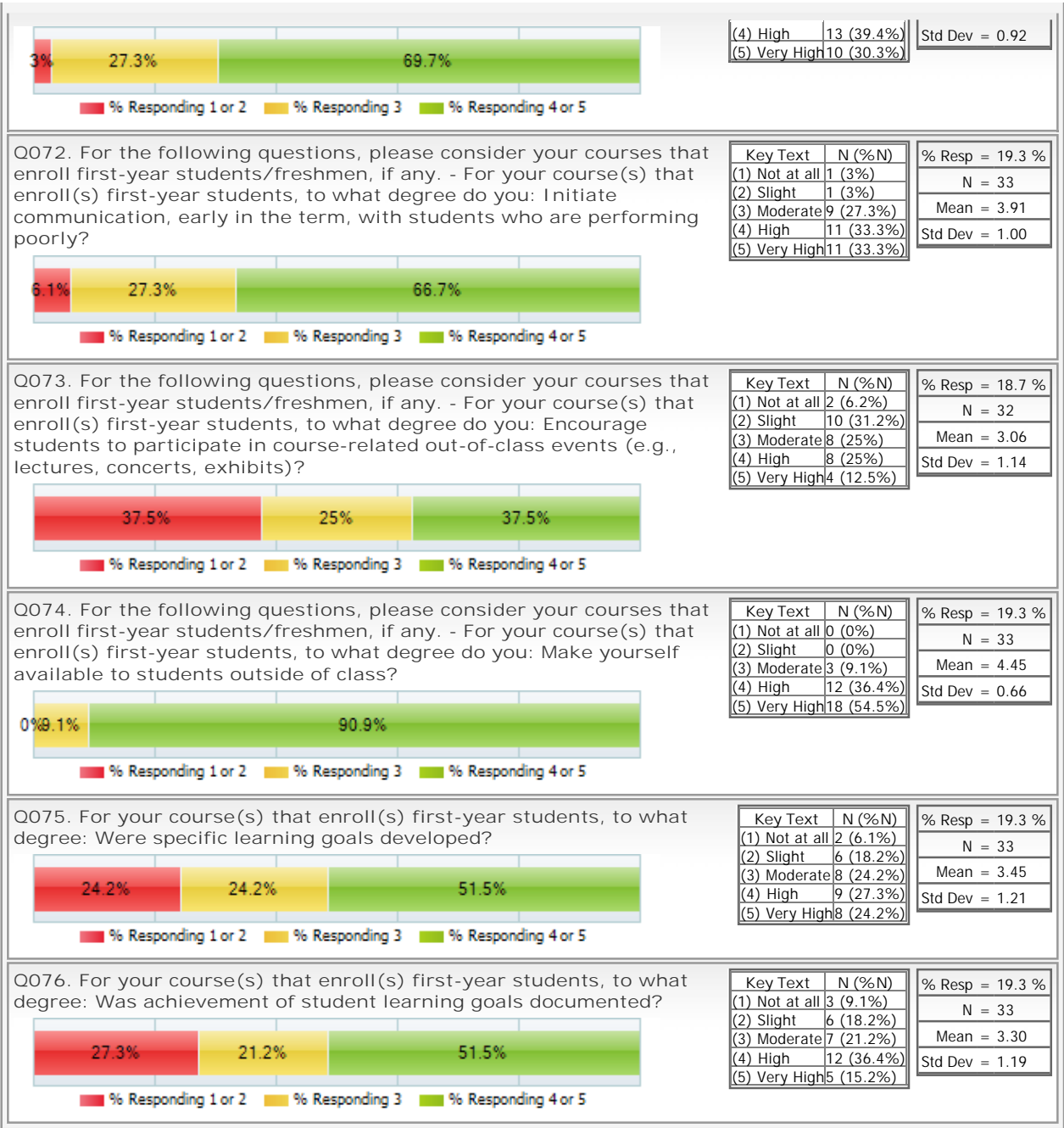
| Key Text | N (%N) |
|----------------|------------|
| (1) Not at all | 1 (3%) |
| (2) Slight | 0 (0%) |
| (3) Moderate | 2 (6.1%) |
| (4) High | 14 (42.4%) |
| (5) Very High | 16 (48.5%) |

| |
|-----------------|
| % Resp = 19.3 % |
| N = 33 |
| Mean = 4.33 |
| Std Dev = 0.84 |

Q071. For the following questions, please consider your courses that enroll first-year students/freshmen, if any. - For your course(s) that enroll(s) first-year students, to what degree do you: Effectively manage student behavior in class?

| Key Text | N (%N) |
|----------------|-----------|
| (1) Not at all | 1 (3%) |
| (2) Slight | 0 (0%) |
| (3) Moderate | 9 (27.3%) |

| |
|-----------------|
| % Resp = 19.3 % |
| N = 33 |
| Mean = 3.94 |



Show up to Criteria per Report Page

Report Page of 1

[back to top](#)