




This report aids you in reporting assessment information grouped by dimension. Please choose the standard and your assessment results will be reported by dimension.

Order: 37069 > Foundations of Excellence® New Student Survey for Four-Year Institutions

Population: MidAmerica Nazarene University > All Respondents (no filter selected) (88 responses)

Report Selections Close

Standard: Foundations of Excellence Dimensions for First Year  
 Criteria: Foundational Dimension 6: Learning

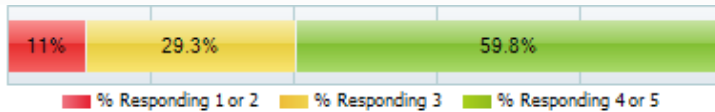


Show up to 1 Criteria per Report Page

Report Page 1 of 1

Foundational Dimension 6: Learning

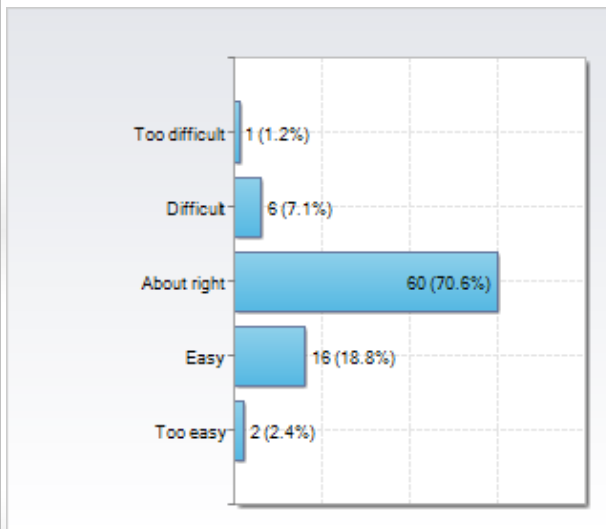
Q002. Reasons for Enrollment - To what degree: Do you understand this institution's intended learning goals for the first year of college?



Key Text	N (%N)
(1) Not at all	1 (1.2%)
(2) Slightly	8 (9.8%)
(3) Moderately	24 (29.3%)
(4) High	26 (31.7%)
(5) Very high	23 (28%)

% Resp = 93.2 %
N = 82
Mean = 3.76
Std Dev = 1.01

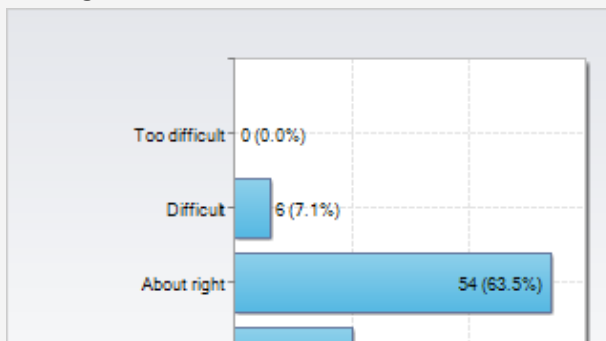
D003. Quality of Courses and Instruction Think about the last class that you attended prior to taking this survey. Please answer the following questions based on your experiences in this course during this term. - Is the COURSE you identified above appropriate for your level of academic preparation in writing?



Response Category	N	% of Total
Too difficult	1	1.2%
Difficult	6	7.1%
About right	60	70.6%
Easy	16	18.8%
Too easy	2	2.4%

%Resp = 96.6 %
N = 85

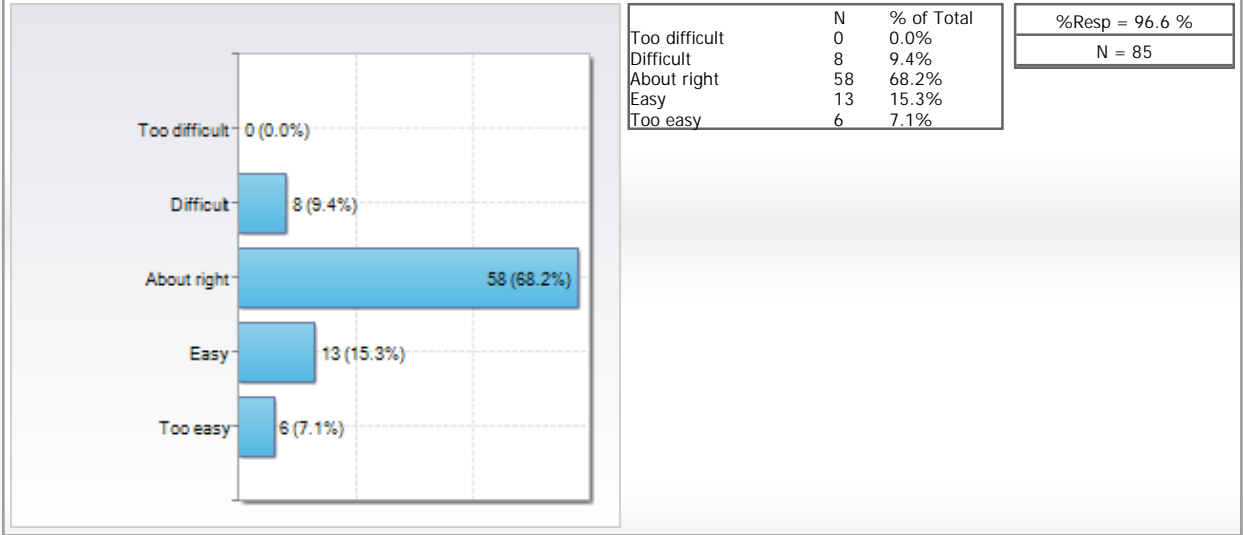
D004. Quality of Courses and Instruction Think about the last class that you attended prior to taking this survey. Please answer the following questions based on your experiences in this course during this term. - Is the COURSE you identified above appropriate for your level of academic preparation in reading?



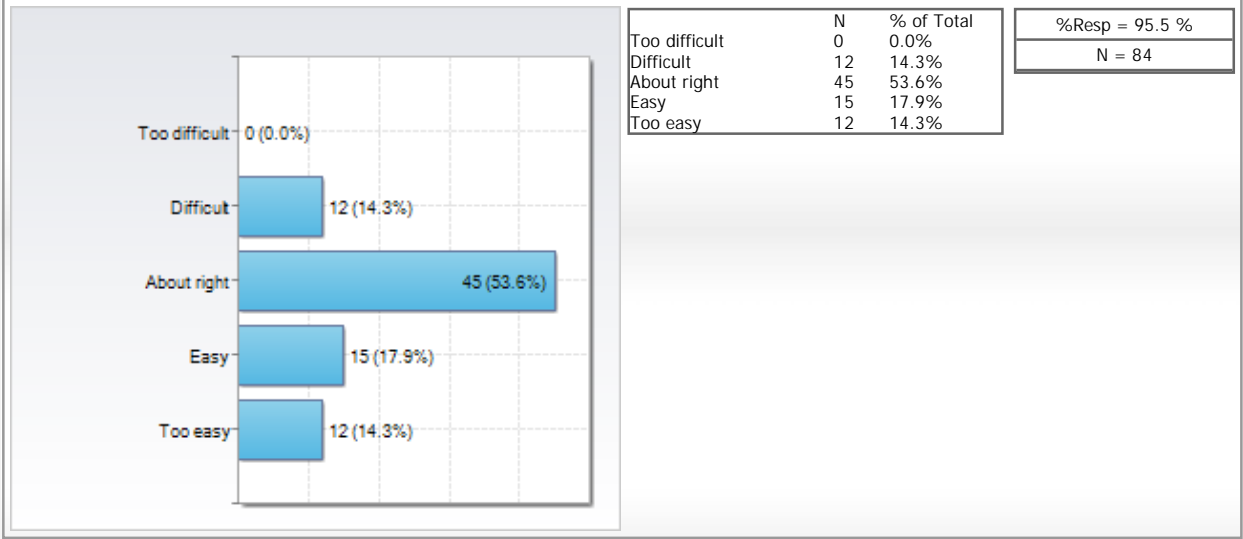
Response Category	N	% of Total
Too difficult	0	0.0%
Difficult	6	7.1%
About right	54	63.5%
Easy	20	23.5%
Too easy	5	5.9%

%Resp = 96.6 %
N = 85

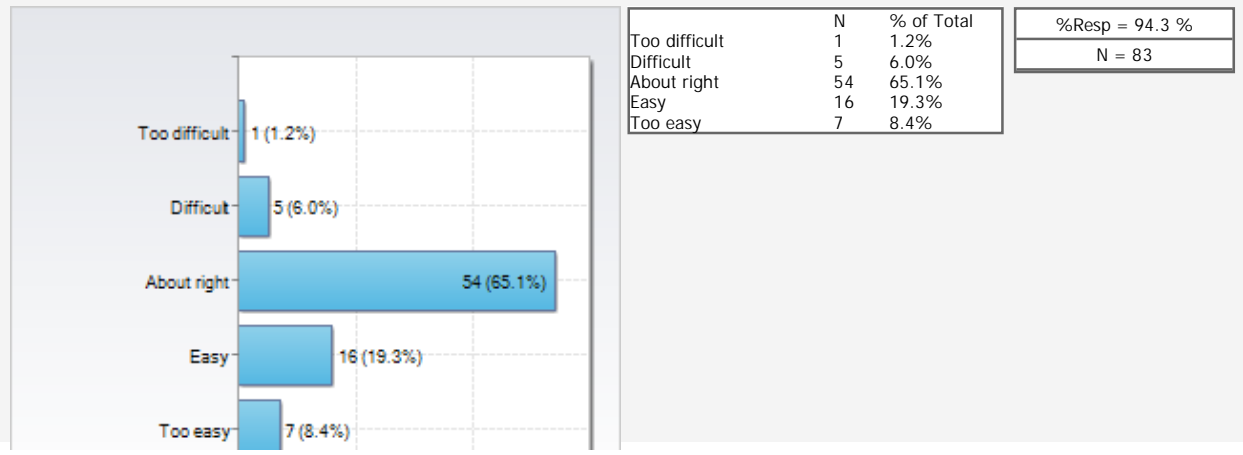
D005. Quality of Courses and Instruction Think about the last class that you attended prior to taking this survey. Please answer the following questions based on your experiences in this course during this term. - Is the COURSE you identified above appropriate for your level of academic preparation in library research?



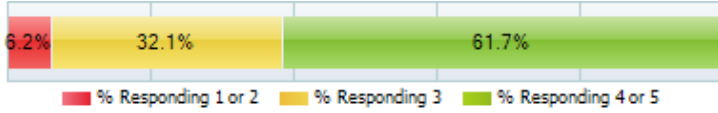
D006. Quality of Courses and Instruction Think about the last class that you attended prior to taking this survey. Please answer the following questions based on your experiences in this course during this term. - Is the COURSE you identified above appropriate for your level of academic preparation in math?



D007. Quality of Courses and Instruction Think about the last class that you attended prior to taking this survey. Please answer the following questions based on your experiences in this course during this term. - Is the COURSE you identified above appropriate for your level of academic preparation in computing?



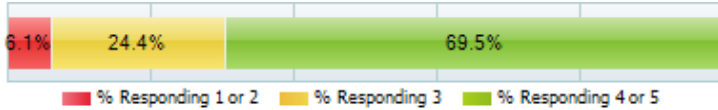
Q067. Quality of Courses and Instruction - Think about the last class that you attended prior to taking this survey. Please answer the following questions based on your experiences in this course during this term. - For the COURSE you identified above, to what degree: Is the course material valuable to you?



Key Text	N (%N)
(1) Not at all	3 (3.7%)
(2) Seldom	2 (2.5%)
(3) Sometimes	26 (32.1%)
(4) Often	31 (38.3%)
(5) Always	19 (23.5%)

% Resp = 92.1 %
N = 81
Mean = 3.75
Std Dev = 0.96

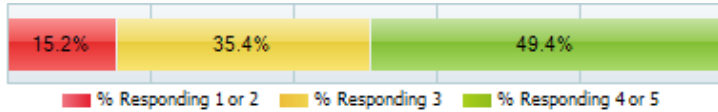
Q068. Quality of Courses and Instruction - Think about the last class that you attended prior to taking this survey. Please answer the following questions based on your experiences in this course during this term. - For the COURSE you identified above, to what degree: Has this instructor helped you learn the course material?



Key Text	N (%N)
(1) Not at all	0 (0%)
(2) Seldom	5 (6.1%)
(3) Sometimes	20 (24.4%)
(4) Often	30 (36.6%)
(5) Always	27 (32.9%)

% Resp = 93.2 %
N = 82
Mean = 3.96
Std Dev = 0.90

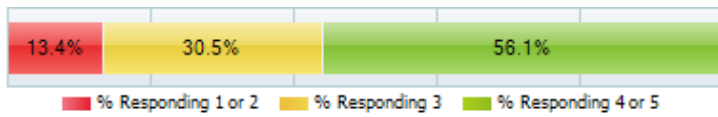
Q069. For the COURSE you identified above, to what degree does the instructor: Provide individual attention?



Key Text	N (%N)
(1) Not at all	1 (1.3%)
(2) Seldom	11 (13.9%)
(3) Sometimes	28 (35.4%)
(4) Often	23 (29.1%)
(5) Always	16 (20.3%)

% Resp = 89.8 %
N = 79
Mean = 3.53
Std Dev = 1.00

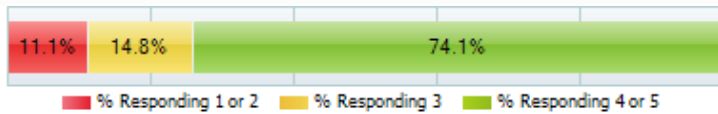
Q071. For the COURSE you identified above, to what degree does the instructor: Provide prompt feedback about how well you are doing in the course?



Key Text	N (%N)
(1) Not at all	1 (1.2%)
(2) Seldom	10 (12.2%)
(3) Sometimes	25 (30.5%)
(4) Often	27 (32.9%)
(5) Always	19 (23.2%)

% Resp = 93.2 %
N = 82
Mean = 3.65
Std Dev = 1.00

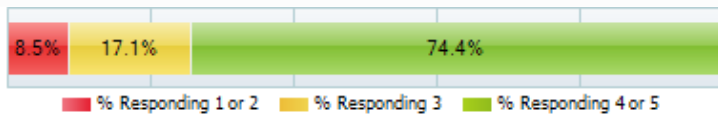
Q072. For the COURSE you identified above, to what degree does the instructor: Encourage you to ask questions in class?



Key Text	N (%N)
(1) Not at all	1 (1.2%)
(2) Seldom	8 (9.9%)
(3) Sometimes	12 (14.8%)
(4) Often	30 (37%)
(5) Always	30 (37%)

% Resp = 92.1 %
N = 81
Mean = 3.99
Std Dev = 1.01

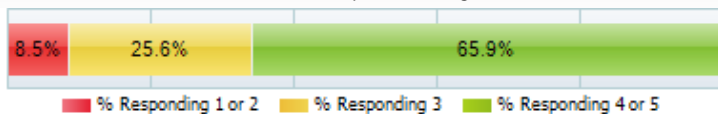
Q073. For the COURSE you identified above, to what degree does the instructor: Effectively organize the course material?



Key Text	N (%N)
(1) Not at all	2 (2.4%)
(2) Seldom	5 (6.1%)
(3) Sometimes	14 (17.1%)
(4) Often	37 (45.1%)
(5) Always	24 (29.3%)

% Resp = 93.2 %
N = 82
Mean = 3.93
Std Dev = 0.96

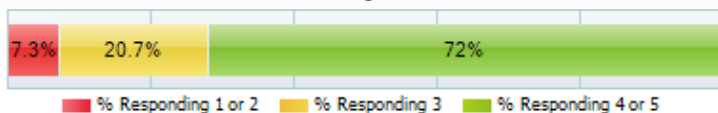
Q074. For the COURSE you identified above, to what degree does the instructor: Communicate concepts clearly?



Key Text	N (%N)
(1) Not at all	1 (1.2%)
(2) Seldom	6 (7.3%)
(3) Sometimes	21 (25.6%)
(4) Often	27 (32.9%)
(5) Always	27 (32.9%)

% Resp = 93.2 %
N = 82
Mean = 3.89
Std Dev = 0.99

Q075. For the COURSE you identified above, to what degree does the instructor: Use effective teaching methods?



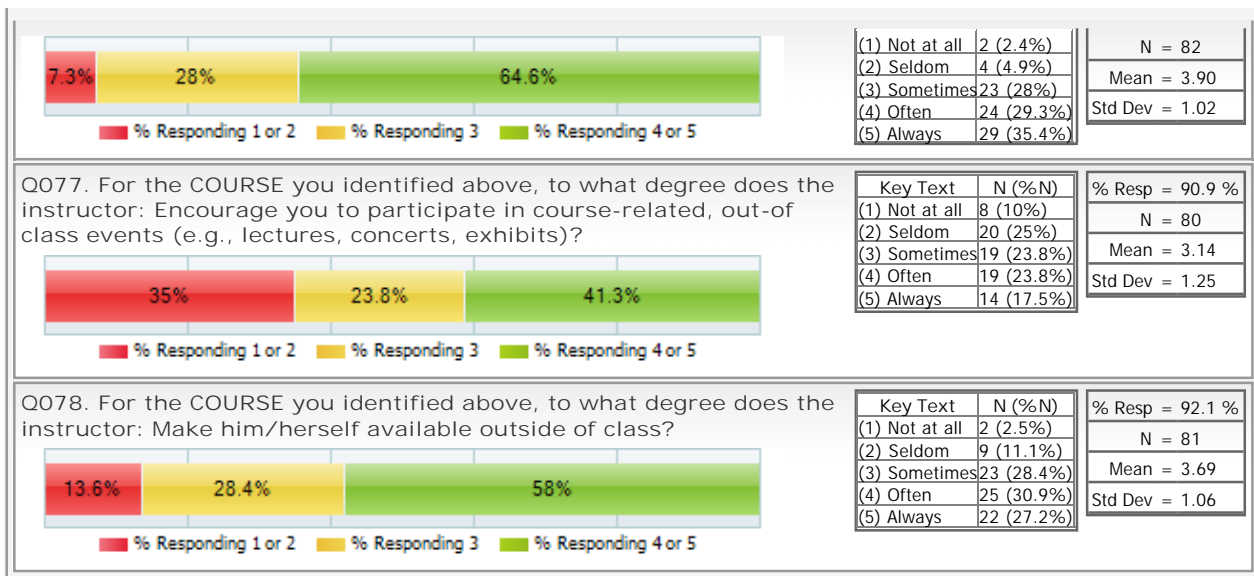
Key Text	N (%N)
(1) Not at all	1 (1.2%)
(2) Seldom	5 (6.1%)
(3) Sometimes	17 (20.7%)
(4) Often	31 (37.8%)
(5) Always	28 (34.1%)

% Resp = 93.2 %
N = 82
Mean = 3.98
Std Dev = 0.95

Q076. For the COURSE you identified above, to what degree does the instructor: Communicate academic expectations to you?

Key Text	N (%N)
----------	--------

% Resp = 93.2 %
-----------------



Show up to  Criteria per Report Page

Report Page  of 1

[back to top](#)

Report: Foundational Dimension Report  
 Report Generated: 11/11/2015 2:32 PM

Foundations of Excellence® New Student Survey for Four-Year Institutions (Order: 37069)  
 Population: MidAmerica Nazarene University > All Respondents (no filter selected)