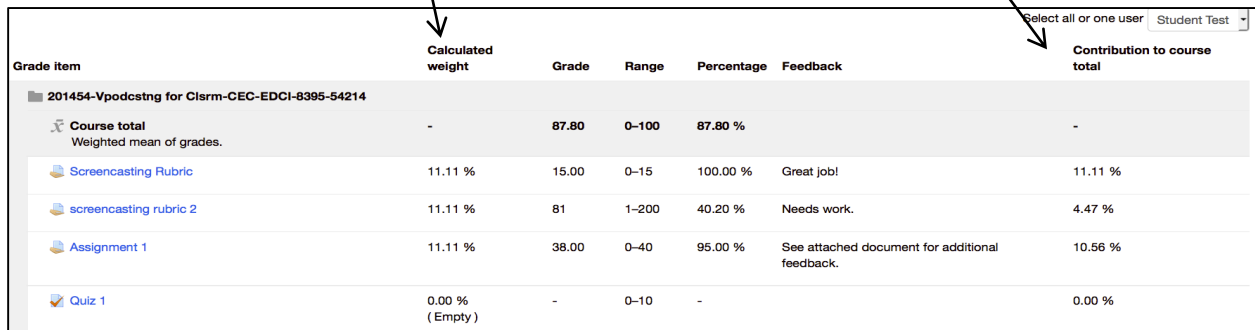


Customizing the User Report (student view) in the Moodle gradebook

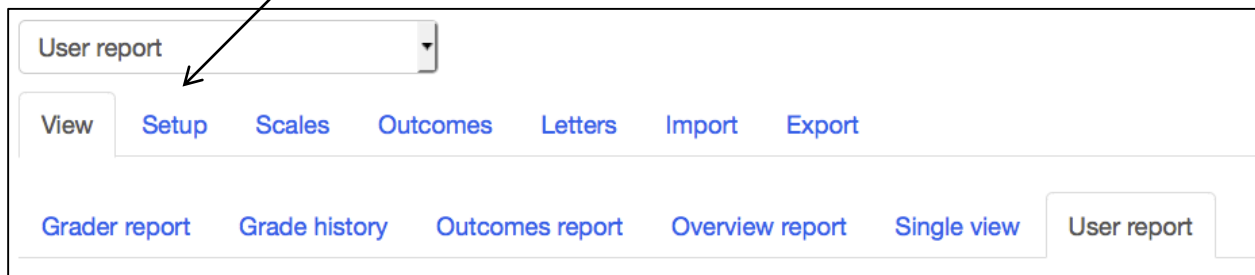
It is often desirable to customize the User Report, that is, what students see when they wish to view their grades in a course. By default, Moodle had added more columns of information to the user report. This additional information may or may not be useful to your or your students. Below is an example of the how the typical User Report appears.

Note that by default, a “Calculated Weight” and “Contribution to course total” columns are now visible. This may be helpful or it may cause some confusion to your students, especially if you are using Weighted Grades.



Grade item	Calculated weight	Grade	Range	Percentage	Feedback	Contribution to course total
201454-Vpodcstng for Clsrm-CEC-EDCI-8395-54214						
Course total Weighted mean of grades.	-	87.80	0-100	87.80 %		-
Screencasting Rubric	11.11 %	15.00	0-15	100.00 %	Great job!	11.11 %
screencasting rubric 2	11.11 %	81	1-200	40.20 %	Needs work.	4.47 %
Assignment 1	11.11 %	38.00	0-40	95.00 %	See attached document for additional feedback.	10.56 %
Quiz 1	0.00 % (Empty)	-	0-10	-		0.00 %

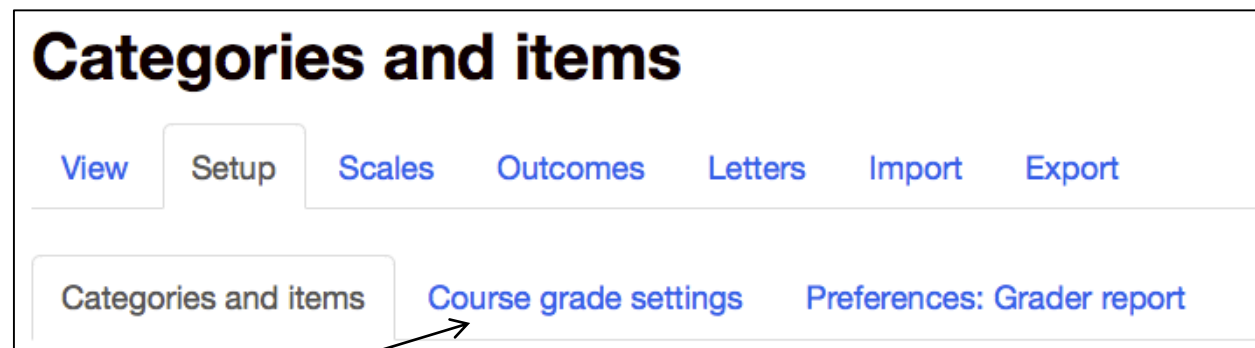
If you do not wish these columns to display, you can customize the user report and hide those two columns. Please follow these instructions carefully. In your tabs menu above the User Report, click on the **Setup** tab.



User report

View **Setup** Scales Outcomes Letters Import Export

Grader report Grade history Outcomes report Overview report Single view User report



Categories and items

View **Setup** Scales Outcomes Letters Import Export

Categories and items **Course grade settings** Preferences: Grader report

Click on **Course grade settings**.

▼ User report

[Change defaults](#)

Show rank ⓘ Default (Hide) ▾

Show percentage ⓘ Default (Show) ▾

Show grades Default (Show) ▾

Show feedback Default (Show) ▾

Show weightings Default (Show) ▾

Show average ⓘ

Show letter grades Default (Hide) ▾

Show contribution to course total ⓘ Default (Show) ▾

Show ranges Default (Show) ▾

Scroll down the page to the User Report section. Note that the default settings for “Show weightings” and “Show contribution to course total” are “Default (Show)”. Click the drop down box and select “Hide”. Scroll to the bottom of the page and save changes.

Do not make any other changes to this page.

Select all or one user: Student Test ▾

Grade Item	Grade	Range	Percentage	Feedback
201454-Vpodcstng for Clsrm-CEC-EDCI-8395-54214				
Course total Weighted mean of grades.	87.80	0-100	87.80 %	
Screencasting Rubric	15.00	0-15	100.00 %	Great job!
screencasting rubric 2	81	1-200	40.20 %	Needs work.
Assignment 1	38.00	0-40	95.00 %	See attached document for additional feedback.

When you return to the User Report, now you have a much simpler view. This shows “Grade, Range, Percentage, and Feedback”. This will give your overall User Report a much cleaner look and will give your students the information they need for their grades.